

Polymer Septic Tanks & Collection Wells

WASTEWATER

The lightweight tanks with heavyweight strength & durability

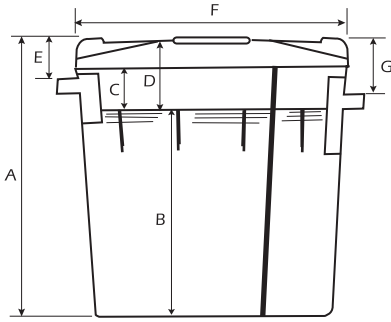
- > **Australian Standard AS/NZS 1546.1:1998 approved**
Standards Mark licensed and approved for domestic on-site wastewater treatment systems by state and local authorities across Australia.
- > **Lightweight yet extremely strong & durable**
Everhard carries out full hydrostatic tests on the entire tank body - not only localised tests on the rim. Tank lids are tested to support a 5kN (510kg) load. All tests act in accordance with Australian Standard AS/NZS 1546.1:1998.
- > **100% recyclable & environmentally friendly**
- > **Made from injection moulded polypropylene with UV stabilised lawn green lids for longer life**
- > **Available in 3 Capacities - 2500L Deep Invert, 3000L & 4000L**
- > **Easy handling and transportation**
Tanks can be easily transported and installed by a licensed plumber or drainer without specialised lifting equipment. Shape & lightweight design allows the tanks to be stacked in nests, providing a major freight cost benefit when compared with traditional concrete septic tanks.
- > **Installation made simple**
Supplied in kit form for easy and economical transportation to local, rural and overseas regions.
- > **Complete range of accessories available**
- > **15 year manufacturers guarantee**



National Customer Service
13 1926
www.everhard.com.au



Polymer Septic Tanks & Collection Wells



*It is a legal requirement that all domestic septic tanks over 2050L in NSW & VIC be installed with a partition. Larger capacity collection wells available using multiple tanks.

Everhard Polymer Septic Tanks & Collection Wells - Comprehensive Range of Sizes & Capacities									
		A	B	C	D	E	F	G	
Working Capacity (Litres)	Everhard Product Code	Overall Height	Liquid Level	Tank Rim to Invert of Outlet	Under Roof to Invert of Outlet	Maximum Cover to Inlet Pipe	Diameter At Top	Maximum Cover to Outlet Pipe	Weight KG
Septic Tanks - No Partition									
2500 D	87042	1875	1170	440	650	540	1880	590	130
3000	87001	1875	1385	225	475	325	1880	375	130
4000	87210	2335	1845	225	475	325	1880	375	201
Septic Tanks - With Partition									
2500 D	87043	1875	1170	440	650	540	1880	590	135
3000	87003	1875	1385	225	475	325	1880	375	137
4000	87211	2335	1845	225	475	325	1880	375	210
Collection Wells									
3000	87007	1875	1385	225	475	375	1880	-	125
4000	87216	2335	1845	225	475	375	1880	-	201

> 300mm Risers

Everhard has 300mm polymer risers available for use in situations where the inlet to the septic tank and/or collection well needs to be deeper to obtain sufficient fall from the wastewater source. The riser increases the depth of the tank piping while keeping the access and inspection covers above ground level. A riser does NOT increase the tank capacity. Only one riser can be fitted to a 2500L Deep Invert or 3000L polymer tank, and the reinforcing band supplied with the riser MUST be fitted in accordance with the installation instructions. Risers should NOT be fitted to a 4000L tank.

> Installation made simple

Supplied in kit form for easy and economical transportation to all local, rural and overseas regions. The kit includes inlet & outlet junctions, seals, inspection and access covers, stainless steel fixing screws, together with detailed assembly, installation instructions and maintenance schedules. Septic tank capacity, position on property & on-site wastewater disposal selection should be referred to, and approved by your local authority, in accordance with the AS/NZS 1547:2000 & any local authority guidelines. Tank lids are tested to comply with AS/NZS 1546.1 and should be in a garden bed or other non-trafficable situation. An installation exposed to any form of pedestrian, livestock or vehicular traffic MUST be designed by a qualified engineer and approved by the local authority.

Everhard manufactures and supplies a complete range of septic system components:

- > Xtratreat Outlet Filters (see website or brochure for more information)
- > Evertrench Polymer Trench Liner (see website or brochure for more information)
- > Geotextile



> 45L Polymer Grease Trap

This injection moulded polypropylene Grease Arrestor is both lightweight and durable. It is ideal for the interception and retention of kitchen fat and grease, improving the efficiency of any on-site wastewater treatment system. It includes a removable catchment tray for ease of cleaning and has optional tamper-proof polymer or concrete covers. 150mm & 300mm risers are also available.



> 250L/450L Polymer Pumpwell

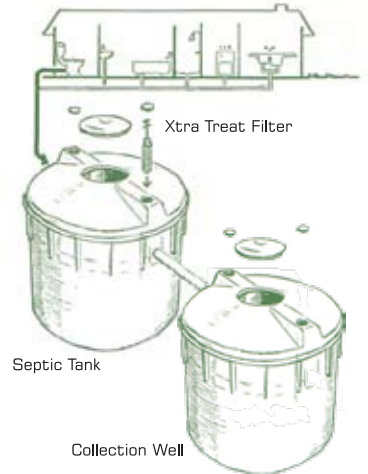
Everhard's Polymer Pumpwell is the obvious choice for many installations as it is light, easy to handle & work with. Durable & tough, it is made from UV stabilised high density polyethylene. Optional inlets determine capacity.



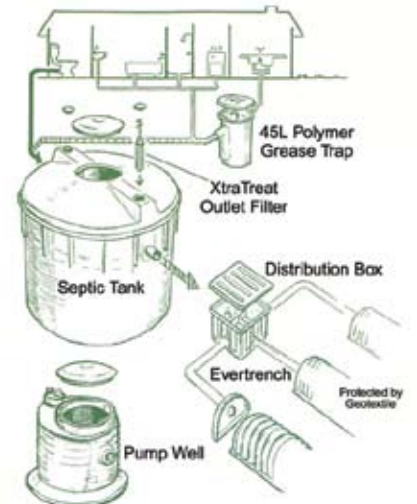
> Series 300 & 450 Polymer Distribution Boxes

Everhard now offers an alternative to concrete distribution boxes for the underground disposal of septic tank effluent. Available in two sizes, these Polymer Distribution Boxes feature internal dividers to ensure the output is equally shared. Optional polymer or concrete covers available.

Typical Pump Out System



Possible installation setup of Everhard Wastewater Products



Installation methods shown are for illustrative purposes only. Check with your local authority for installation guidelines in your area.

National Customer Service
13 1926
www.everhard.com.au

