

Zip HydroTap[®] For The Home

Instant Boiling and Ambient Filtered Water
Under-Sink Domestic Models



Under-sink operational unit
(external filter not shown)



Over-sized levers available for people with restricted mobility (optional accessory).



Mounted on sink



Boiling and Ambient model shown with optional Tap Font and 100mm extension.

Features*

Instant boiling filtered water for tea, coffee and cooking needs

Instant ambient[®] temperature filtered drinking water from the same tap

Unique Power-Pulse[™] technology keeps operating costs to a minimum

Two energy-saving power options can be activated to conserve money:

1. A 24/7 programmable clock to turn the system off and on at set times
2. A sleep mode to power system down if inactive for preset periods (2 or 4hrs)

Child-safety locking mechanism can be activated against boiling water lever

Triple-action fully encapsulated Sub micron or 5 micron filtration

Boiling and filter system stored out-of-sight under the bench top

Optional Tap Font Kit for installation away from the sink and caters for disabled access

Option of over-sized levers for people with restricted mobility

**Energy running costs of around 8 cents* per day if sleep mode activated.
Even less using the 24/7 clock to shut the system off during periods of inactivity.**

Zip HydroTap® For The Home

Instant Boiling and Ambient Filtered Water Under-Sink Domestic Models



Instant Boiling Water

Description

- Under-sink instant boiling and ambient[#] filtered water at your fingertips.
- Unique Power-Pulse™ technology that ‘pulses’ only the minimal energy required to maintain optimal performance.
- Two energy efficient, power-saving timer options: sleep mode and 24/7 clock.
- LED indicators for boiling status and filter change reminder.
- Press lever for controlled dispensing, or lift lever to ‘lock on’ for filling larger vessels.
- Child safety lock requiring adult finger and thumb operation for boiling water lever.
- Additional safety lock will deactivate boiling water lever.
- External Sub-micron or 5 micron filtration to NSF/ANSI 42 and/or 53 industry standard.
- Open outlet, vented system designed to operate between 68°C and 99°C (factory set to 98°C).
- Built-in safe tray with leak detector will automatically isolate water supply.

Extended Warranty

2 year parts and labour warranty. Third year free with domestic product registration.

Installation

A. Location

Tap should be installed to dispense into a suitable sink or on the optional Tap Font and if possible, be situated directly above the operational unit, maximum 1 metre away. Font installation may be suitable for placement over drawers and dishwashers and for disability access. Refer installation instructions for detail.

Filter should be mounted where readily accessible on the operational unit or on the adjacent cupboard wall.

Operational unit minimal clearances of 50mm left and right, 220mm above and 65mm rear. Cupboard doors should be offset using 4mm buffers provided.

When installing the unit where minimum clearances are met, consideration should be given to installing an auxiliary exhaust fan accessory.

Suggested exhaust fan location is in side wall to adjoining cupboard or the floor of the cupboard into the kickboard space.

B. Electrical

To be connected to a 10amp GPO, 220V-240V AC power supply and in accordance with AS/NZS 3350 wiring regulations.

[#] Ambient temperature will vary depending on surrounding temperature of the filter and operating unit

C. Plumbing

To be installed by a qualified tradesperson in accordance with manufacturer’s instructions and AS/NZS 3500 plumbing regulations. Designed for direct connection to a potable cold water supply with minimum pressure of 70kPa; maximum 700kPa.

If static pressure exceeds 700kPa, a 500kPa pressure limiting valve must be fitted. An isolating valve should be installed between the water supply and the operational unit.

D. Caution

In some hard water areas where mineral scale accumulation may be a problem, consideration should be given to the maintenance required. A suitable form of water treatment may be necessary.

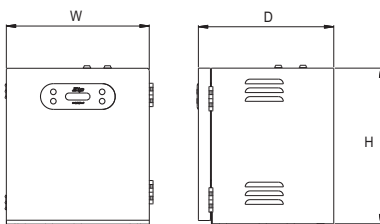
E. Accessories

- 90046 – Tap Font Kit incl. Shaft
- 90026 – 100mm Extension Shaft only
- 90679 – Boiling Only Over-sized Lever Kit
- 90681 – Aluminium ventilation grill kit
- 91240 – Sub-micron replacement filter
- 91241 – 5 micron replacement filter

*Refer to Zip HydroTap For the Home Brochure for more information

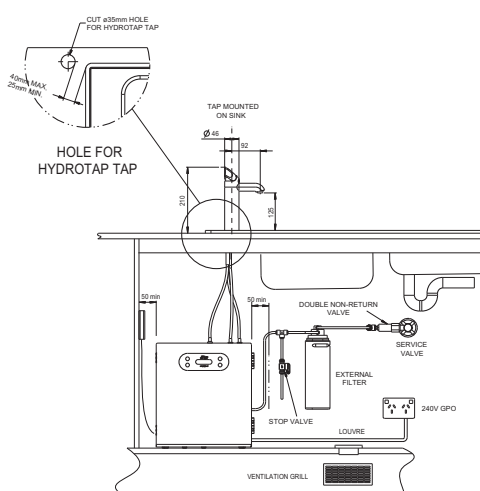
^Refer to Zip Energy Consumption Bulletin

Dimensions (see table below)

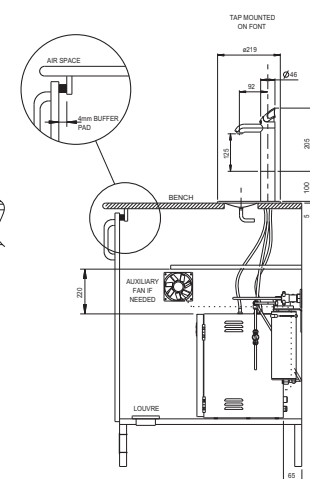


For sink installation, 35mm diameter hole is required.
For Font installation, an additional 108mm hole is required - hole template comes with Font accessory kit.
Under-sink tubing should be taut for proper drainage.

Typical Installation



Minimum Clearances (mm)



Product Selection Chart

Zip Product	Order Code Sub Micron	Order Code 5 Micron**	Tank capacity	Power Rating	Dimensions (mm) W x D x H
Boiling and Ambient	37697	39107	1.5L	1.5kW	280 x 323 x 337

**In some areas of Australia, like Melbourne, Sub micron filters may become congested faster and need more frequent replacement. 5 micron may be a more suitable choice for longevity.